

**STANDARD
ENGINE OPTIONS**

- 3.5-litre twin-turbo V6 petrol | 305 kW/ 650 Nm
- 3.3-litre V6 turbodiesel version | 225 kW/ 700 Nm

**ARMOURING
LEVEL**

- B6 discreet (with rear bulkhead solution)
- B4 discreet also available upon request



**SVI'S DISCREETLY
ARMOURED TOYOTA
LAND CRUISER 300**





INFORMATION



Full suspension upgrade included as standard

Driver-assistance systems remain fully functional

Bulkhead sited further towards rear than before



SPECIAL ESCAPE HATCH



Rear bulkhead features smartly integrated escape hatch:

Easy-to-use lever activated system

Bulkhead's armoured glass drops away

Opening allows occupants to enter boot area

Escape is thus possible via tailgate or standard rear glass



KEY FACTS



PROTECTION LEVEL

B6 Assault rifles up to 7.62x51 mm including AK47



MATERIALS USED

38 mm armoured (curved) glass and steel armoured plates



TOTAL MASS

750 kg



DRIVER'S WINDOW OPENING

±150 mm



BUILD TIME

±3 months



TARGET MARKET

Ultimate discreet civilian protection




OPTIONS

B6 roof, B6 floor, heavy-duty runflat rings and more

Development of this B6 package included a specially commissioned VPAM 7 test






Contact us


www.svi.co.za

Contact our sales team on:

+27 (0)12 999 3082 or info@svi.co.za

 @svi_engineering

 svi engineering

 @svi_engineering_armour

 @SVI-Engineering-SA


BEE level 2



Management System
ISO 9001:2015




www.tuv.com
ID 9105082623




Scan the QR code below to get the SVI app!

Available on the Google Play



Download on the App Store





“We stand behind our products!”